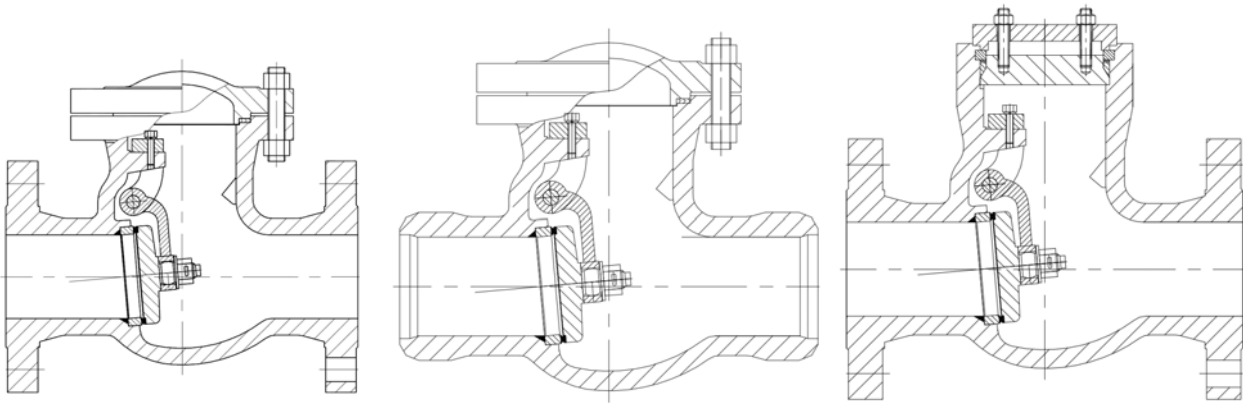


DIN High-pressure swing check valve**Fig.452****DN50-DN300****PN63,PN100,PN160****Body:1.0619N,1.7357,1.7379,1.4408****Design features**

- Straight type, Bolted cover,Lapped disc and seat
- Pressure self-sealing cover for PN160
- ANSI version connection available: ASME B16.5 flanged end, ASME B16.25 Butt welded end
- Fire safe per EN ISO 10497 applicable

Applications

Fig.452 is design guarantees reliable and excellent protections against leaks and severe condition. The valve is suitable for water, gas, oil and other non aggressive media depending on body material. The fields of application are chemical and petrochemical industries, power plants, ship building and other.

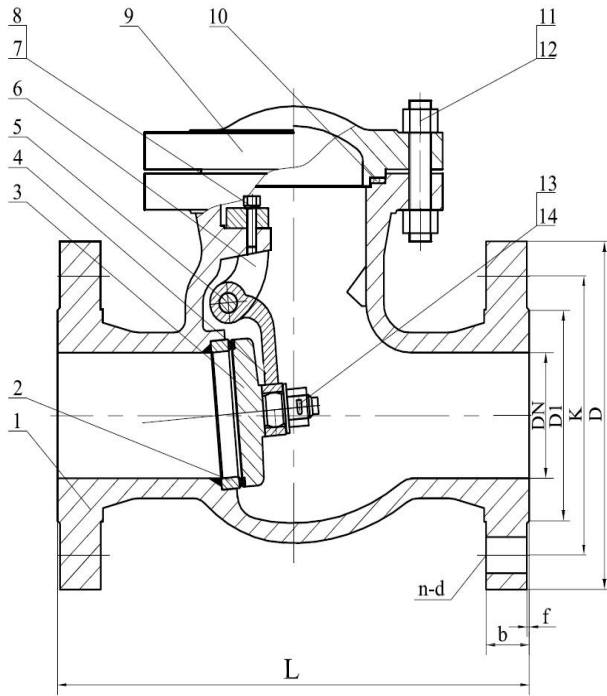


FIG.	Pressure	Material	Range
136.452	PN63	1.0619N	DN50-DN300
176.452	PN63	1.7357	DN50-DN300
536.452	PN63	1.7379	DN50-DN300
156.452	PN63	1.4408	DN50-DN300

Design acc. :
AD 2000 A4
ATEX 2014/34/EU
EN 14341
Face to face : DIN EN 558-1,Ser.2(F2)
Flange end : DIN EN 1092-1.
Test acc. : DIN EN 12266.

Material list

NO.	Part	Material			
		FIG. 136.452	FIG. 176.452	FIG.536.452	FIG.156.452
1	Body	1.0619N	1.7357	1.7379	1.4408
2	Seat ring	1.0460	1.7335	1.7380	1.4401
2.1	Seat surface	13%Cr/Stellite	13%Cr/Stellite	13%Cr/Stellite	1.4401/Stellite
3	Disc	1.0619N	1.7357	1.7379	1.4408
3.1	Disc seat	13%Cr/Stellite	13%Cr/Stellite	13%Cr/Stellite	1.4408/Stellite
4	Swing arm	1.0619N	1.7357	1.7379	1.4408
5	Hinge pin	1.4021	1.4021	1.4021	1.4401
6	Hinge mount	1.0619N	1.7357	1.7379	1.4408
7	Washer	1.4301	1.4301	1.4301	1.4401
8	Stud	1.7225	1.7709	1.7709	A4-70
9	Bonnet	1.0619N	1.7357	1.7379	1.4408
10	Gasket	1.4301+ Graphite	1.4301+ Graphite	1.4301+ Graphite	1.4401+ Graphite
11	Nut	1.1181	1.7218	1.7218	A4
12	Bolt	1.7225	1.7709	1.7709	A4-70
13	Lock nut	A2	A2	A2	A4
14	Lock washer	1.4301	1.4301	1.4301	1.4401

Dimension list

PN	DN	L	D	K	D1	f	b	n	d
63	50	300	180	135	102	3	26	4	22
	65	340	205	160	122	3	26	8	22
	80	380	215	170	138	3	28	8	22
	100	430	250	200	162	3	30	8	26
	150	550	345	280	218	3	36	8	33
	200	650	415	345	285	3	42	12	36
	250	775	470	400	345	3	46	12	36
	300	900	530	460	410	4	52	16	36

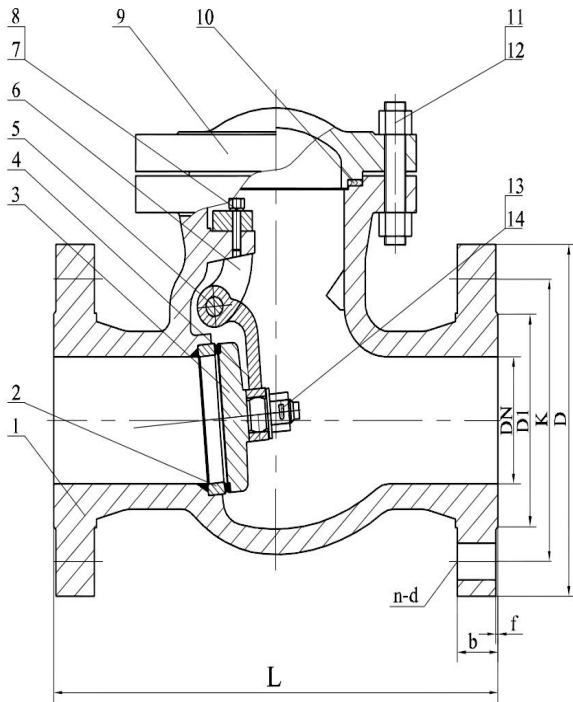


FIG.	Pressure	Material	Range
137.452	PN100	1.0619N	DN50-DN300
177.452	PN100	1.7357	DN50-DN300
537.452	PN100	1.7379	DN50-DN300
157.452	PN100	1.4408	DN50-DN300

Design acc. :
AD 2000 A4
ATEX 2014/34/EU
EN 14341
Face to face : DIN EN 558-1,Ser.2(F2)
Flange end : DIN EN 1092-1.
Test acc. : DIN EN 12266.

Material list

NO.	Part	Material			
		FIG. 137.452	FIG. 177.452	FIG.537.452	FIG.157.452
1	Body	1.0619N	1.7357	1.7379	1.4408
2	Seat ring	1.0460	1.7335	1.7380	1.4401
2.1	Seat surface	13%Cr/Stellite	13%Cr/Stellite	13%Cr/Stellite	1.4401/Stellite
3	Disc	1.0619N	1.7357	1.7379	1.4408
3.1	Disc seat	13%Cr/Stellite	13%Cr/Stellite	13%Cr/Stellite	1.4408/Stellite
4	Swing arm	1.0619N	1.7357	1.7379	1.4408
5	Hinge pin	1.4021	1.4021	1.4021	1.4401
6	Hinge mount	1.0619N	1.7357	1.7379	1.4408
7	Washer	1.4301	1.4301	1.4301	1.4401
8	Stud	1.7225	1.7709	1.7709	A4-70
9	Bonnet	1.0619N	1.7357	1.7379	1.4408
10	Gasket	1.4301+ Graphite	1.4301+ Graphite	1.4301+ Graphite	1.4401+ Graphite
11	Nut	1.1181	1.7218	1.7218	A4
12	Bolt	1.7225	1.7709	1.7709	A4-70
13	Lock nut	A2	A2	A2	A4
14	Lock washer	1.4301	1.4301	1.4301	1.4401

Dimension list

PN	DN	L	D	K	D1	f	b	n	d
100	50	250	195	145	102	3	30	4	26
	65	290	220	170	122	3	34	8	26
	80	310	230	180	138	3	36	8	26
	100	350	265	210	162	3	40	8	30
	150	450	355	290	218	3	36	12	33
	200	550	430	360	285	3	42	12	36
	250	650	505	430	345	3	46	12	39
	300	750	585	500	410	4	52	16	42

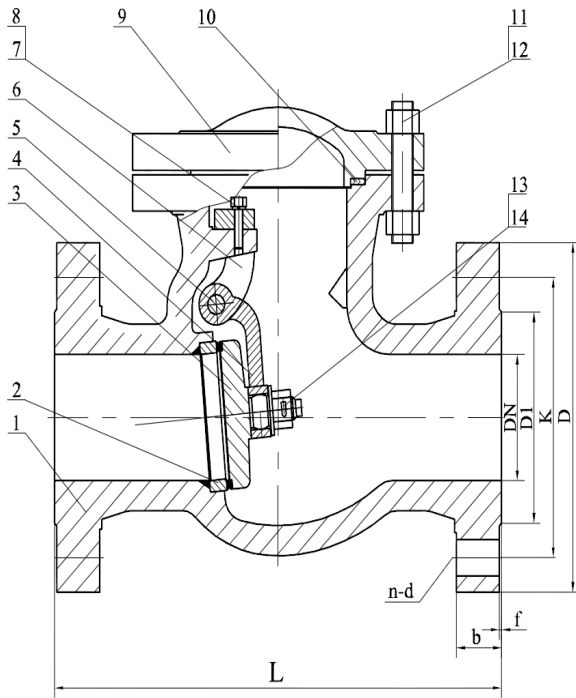


FIG.	Pressure	Material	Range
138.452	PN160	1.0619N	DN50-DN300
178.452	PN160	1.7357	DN50-DN300
538.452	PN160	1.7379	DN50-DN300
158.452	PN160	1.4408	DN50-DN300

Design acc. :
AD 2000 A4
ATEX 2014/34/EU
EN 14341
Face to face : DIN EN 558-1,Ser.99(F8)
Flange end : DIN EN 1092-1.
Test acc. : DIN EN 12266.

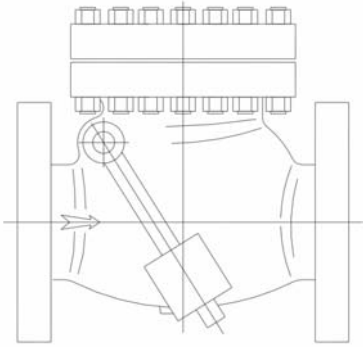
Material list

NO.	Part	Material			
		FIG. 138.452	FIG. 178.452	FIG.538.452	FIG.158.452
1	Body	1.0619N	1.7357	1.7379	1.4408
2	Seat ring	1.0460	1.7335	1.7380	1.4401
2.1	Seat surface	13%Cr/Stellite	13%Cr/Stellite	13%Cr/Stellite	1.4401/Stellite
3	Disc	1.0619N	1.7357	1.7379	1.4408
3.1	Disc seat	13%Cr/Stellite	13%Cr/Stellite	13%Cr/Stellite	1.4408/Stellite
4	Swing arm	1.0619N	1.7357	1.7379	1.4408
5	Hinge pin	1.4021	1.4021	1.4021	1.4401
6	Hinge mount	1.0619N	1.7357	1.7379	1.4408
7	Washer	1.4301	1.4301	1.4301	1.4401
8	Stud	1.7225	1.7709	1.7709	A4-70
9	Bonnet	1.0619N	1.7357	1.7379	1.4408
10	Gasket	1.4301+ Graphite	1.4301+ Graphite	1.4301+ Graphite	1.4401+ Graphite
11	Nut	1.1181	1.7218	1.7218	A4
12	Bolt	1.7225	1.7709	1.7709	A4-70
13	Lock nut	A2	A2	A2	A4
14	Lock washer	1.4301	1.4301	1.4301	1.4401

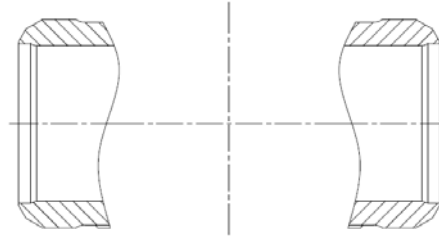
Dimension list

PN	DN	L	D	K	D1	f	b	n	d
160	50	300	195	145	102	3	30	4	26
	65	360	220	170	122	3	34	8	26
	80	390	230	180	138	3	36	8	26
	100	450	265	210	162	3	40	8	30
	150	600	355	290	218	3	50	12	33
	200	750	430	360	285	3	60	12	36
	250	900	515	430	345	3	68	12	42
	300	1050	585	500	410	4	78	16	42

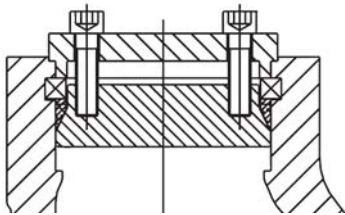
Available



Outside lever and weight



BW end acc. to EN 12627 & ASME B16.25



Pressure self-sealing cover for PN160